

IIDA | STUDENT DESIGN COMPETITION ²⁰/₂₂

Clarifying Questions

Updated as of October 28, 2021



SPONSORED BY

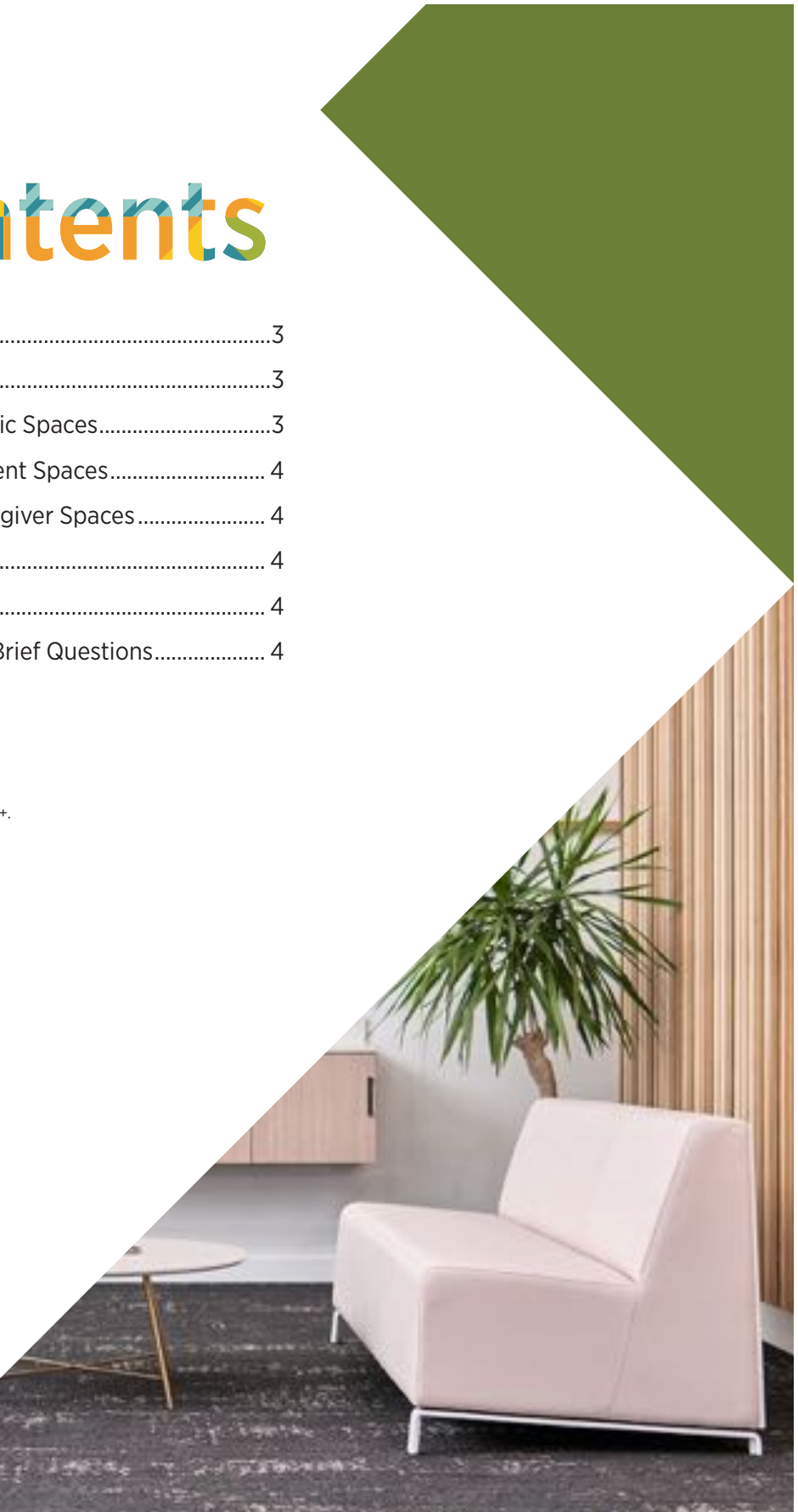


carolina
an OFS company

Table of Contents

Introduction to Q&A.....	3
The Challenge	3
Program Requirements: Public Spaces.....	3
Program Requirements: Patient Spaces.....	4
Program Requirements: Caregiver Spaces.....	4
Outdoor Areas	4
Submission Requirements.....	4
General Questions / Design Brief Questions.....	4

Cover photo courtesy of NBBJ & Architecture+.



INTRODUCTION TO Q&A

Thank you for reading our 2022 IIDA Student Design Competition Questions and Answers document.

In addition to providing answers to the questions below, we also wanted to remind students that we have published the [2021 IIDA Student Design Competition Project Showcase](#) to help participants better understand what the jury is looking for when selecting a winner for this competition.

THE CHALLENGE

- 1. Was there a reason that autism and drug abuse specialties are grouped in the program?**

These are two common specialties for an outpatient setting.

- 2. There are different spaces listed such as group therapies, office consults, outpatient clinical consult, etc. Is there a specific sequence patient's visit these clinicians? In other words, what would a typical patient journey include, and in what order?**

The sequences will vary depending on the patient and their unique needs. For example:

- Waiting > exam > office consult
- Waiting > group therapy > outpatient consult

- 3. Understanding that the project is located on the first floor, does there need to be any consideration for public access to and from the elevator / stair core? Or, are we disregarding any access to the vertical circulation core?**

When creating your solution, please disregard any access to the vertical circulation core.

- 4. How many specialties are there?**

The behavioral health clinic will focus on three specialties: outpatient services for substance abuse patients, mood disorders, and anxiety disorders.

PROGRAM REQUIREMENTS: PUBLIC SPACES

- 5. Are the existing bathrooms in the drawings intended for Cleveland Behavioral Health Clinic or for all tenants renting the space? If they are intended solely for the clinic, can they be altered to meet ADA guidelines (a 5' turning radius cannot be placed without disrupting the door swing)?**


These bathrooms can be altered to meet guidelines and/or moved to another area on the floor plate.

- 6. Can the two spaces above the bathrooms be explained?**

The two spaces above the bathrooms on the floorplan are miscellaneous storage. These can be removed or utilized as the designer sees fit.

- 7. There are two graphic symbols that appear to be elevators, but no doors are included. Is access to these elevators from Level 1 required?**

They symbolize elevators. Access to the other floors is required.



PROGRAM REQUIREMENTS: PATIENT SPACES

8. Is there only one exam room and one vital room for the whole facility?

Yes.

PROGRAM REQUIREMENTS: CAREGIVER SPACES

9. Should the office consults and managers offices have different layouts?

Yes. Office managers have more administrative responsibilities while office consults are a one-on-one opportunity between provider and patient.

10. How many people are the research consult rooms supposed to support at once?

These should support two to four users at a time, including a combination of clinician, patient, and patient's family.

OUTDOOR AREAS

11. Can we design the healing garden and divide it into two spaces? For example, 10'x10.' And, can we use the garden as a means of egress?

Yes, the space can be divided and used as a means of egress.

12. Does the healing garden need a roof overhead?

A roof is not required but can be included should the designer see fit.

13. Is the healing garden taking up the floor space in the interior if we include it? Or, is it additional square footage on the outside?

The healing garden is additional square footage outside of the floorplan and is not to be included in the footprint of the floorplan.

14. If the healing garden can only be added on the interior, is it still considered an outdoor space?

The healing garden is additional square footage outside of the floorplan. It should not be included within the interior requirements.

15. Why is the outdoor space limited to a 20 x 20 square? Is it possible to change the proportion of the outdoor space but provide an equal square footage?

The outdoor space is limited to encourage participating students to think of space-specific design solutions. Please do not change the size of the outdoor space in your submission.

SUBMISSION REQUIREMENTS

16. Is there a Revit file available for this drawing? If not, can you share what materials and door types are used in the drawing?

No. Materials and door types are at your discretion.

GENERAL QUESTIONS / DESIGN BRIEF QUESTIONS

17. Where are the entry doors? Can the door be placed anywhere on the exterior or is there an existing door? Should we design an entry or egress discharge area outside the boundaries of the given plan? Can students place additional exterior doors where they would like? Should they use existing windows to add entries?

Entry doors can be placed at the designer's discretion.

18. Do the stair towers, small spaces, and elevators remain?

Stairs and elevators remain; at your discretion you may use the small storage spaces or they can be removed or moved.

19. Should students assume there is a floor above this first floor space?

Yes, there are floors above this space.

20. If the stair tower remains, should we consider emergency egress from floors above us? Does there need to be another egress for those coming down from upper levels? Meaning, is the main door into the building sufficient for the exit, or do they need to plan a second way out for the public?

The main door into the building is sufficient for exit.

21. How do we get natural lighting if we are on the first floor? Can we borrow light from the above space?

Natural light would come from the exterior windows, not from the space above.

22. Can the ceiling be lifted or lowered?

The ceiling can be lowered but not lifted.

23. Do we need to consult with local building codes for any additional program requirements?

This is at the discretion of the designer.

24. Are there any local building typologies/indigenous building materials or suppliers we should be made aware of?

Materials and supplies are at your discretion.

25. The brief notes the window sill is 36" high and the top of the window is 60". Is the overall height of the window 60" tall?

The windows are 60"H overall. They sit 36" off of the floor.

26. We will be implementing a sun study and considering thermal comfort as a part of the design, what is the orientation of the building and the location of existing buildings?

Please use the best site orientation for you design.

27. Can we add a second "back door" exit for clients, to make them feel more comfortable?

Yes, you can create a secondary exit.

28. The footprint of the plan provides us with the core elements for the building and notes this is a first-floor location. Do you have a site location for the project?

This project is purely fictional and conceptual, and the location is for inspirational purposes only.

29. The floor plan provided appears to be for an upper floor but the design brief states the space should be on the first floor. Do we need to take this into consideration?

The design brief is purely fictional and the floor plan is for reference only. Please follow the design brief when creating your designs solution. .

30. Can participants get the dimensions and annotated floor plans uploaded in a PDF format?

We would recommend downloading [AUTODESK's DWG TrueView](#). This free application will allow you to pull all the necessary dimensions. For international students seeking assistance with the conversion between imperial and metric units, we suggest [this tool](#).

IIDA

IIDA is the commercial interior design association with a global reach. We support design professionals, industry affiliates, educators, students, firms, and their clients through our network of 15,000+ members across 58 countries. We advocate for advancements in education, design excellence, legislation, leadership, accreditation, and community outreach to increase the value and understanding of interior design as a profession that enhances business value and positively impacts the health and well-being of people's lives every day.



www.iida.org

-  **FACEBOOK** @IIDAHQ
-  **TWITTER** @IIDA_HQ
-  **INSTAGRAM** @IIDA_HQ
-  **LINKEDIN** @International Interior Design Association





OFS is a family owned, community-driven company providing socially responsible furniture and logistics solutions in office, healthcare, education, government, and home office markets across the world. Established in 1937 in Huntingburg, Indiana, OFS has grown into a global leader while staying true to its local roots and core values of sustainability and craftsmanship.

www.ofs.com

-  **FACEBOOK** @OFSSOCIAL
-  **TWITTER** @OFS_SOCIAL
-  **INSTAGRAM** @OFS
-  **LINKEDIN** @OFS-BRANDS

carolina
an OFS company

-  **TWITTER** @CAROLINA_FURN
-  **INSTAGRAM** @CAROLINA.OFS